


General Code of Points Index

Code of Points 2022-2027

	Page	eBook	pdf
Table of Contents			
Section 1 General Information			
Chapter 1			
I. The working procedures of the judging panel			
A. Types of Competition	General 1	ix	10
B. Judging Panel Composition	General 1	ix	10
C. Affiliation of Judges with an Individual or Gymnastics Club	General 1	ix	10
D. Seating Arrangement of the Judges	General 2	x	11
II. Duties and responsibilities of the Meet Officials			
A. General Duties of all Officials	General 3	xi	12
B. Meet Referee (May also act as a Chief Judge)	General 4	xii	13
C. Chief Judges	General 5	xiii	15
Chief Judge Deductions	General 7	XV	17
D. Panel Judges	General 10	xviii	19
E. Judging Assistants	General 10	xviii	19
F. Jury of Appeals	General 12	xx	21
Chapter 2			
I. Determining Average Score			
A. With Four Judge Panel	General 13	xxi	22
B. With Two Judge Panel	General 13	xxi	22
II. Range of Scores			
A. Allowable Range of Scores	General 13	xxi	22
B. A Conference of the Judges	General 14	xxii	23
III. Routine Evaluation			
A. Routines Evaluation in .05 Increments	General 14	xxii	23
B. Final Score of 1.00 courtesy score	General 14	xxii	23
C. Open Scoring	General 14	xxii	23
D. Flashing of Start Values at Optional Competitions	General 15	xxiii	24
E. Re-Evaluation of Exercise/Time Frame for Changing a Score	General 15	xxiii	24
Chapter 3			
I. Value Parts			
A. Difficulty Values	General 16	xxiv	25
B. Replacement Parts	General 16	xxiv	25
C. Recognition (Counting) of Value Parts	General 16	xxiv	25
D. Any Element not listed in the DEV Code of Points	General 18	xxvi	27
E. Technical Execution	General 18	xxvi	27
F. Bottom of the Feet First	General 18	xxvi	27
G. Value part Requirements of DEV Program Optional Completion	General 18	xxvi	27
H. Difficulty Restrictions	General 18	xxvi	27
II. Calculation of Difficulties			
A. When evaluating the elements, always compute to advantage	General 19	xxvii	28
B. Examples of Determining Difficulties	General 19	xxvii	28
III. Special Requirements			
A. SR = ea .50	General 19	xxvii	28
B. Restrictions	General 19	xxvii	28
C. NO VP Credit	General 19	xxvii	28
D. One Element may fulfill more than one SR (unless Otherwise)	General 19	xxvii	28

		Page	eBook	pdf	
IV. Composition/Construction					
A.	Considerations in construction of a well composed Exercise	General	20	xxviii	29
B.	Specific Apparatus Requirement for composition	General	20	xxviii	29
C.	Composition is not Evaluated at Levels 6/7	General	20	xxviii	29
V. Execution (Technique/Amplitude/Posture) and Artistry					
A.	Characteristics of Excellent execution/amplitude include	General	20	xxviii	29
B.	Characteristics of excellent Artistry include	General	20	xxviii	29
C.	General Deduction (UB/BB/FX)	General	21	xxix	30
	Small Faults	General	21	xxix	30
	Medium Faults	General	21	xxix	30
	Large Faults	General	22	xxx	31
	Very Large Faults	General	22	xxx	31
a.	Clarification on steps on landing	General	22	xxx	31
VI. Bonus Specific Guidelines					
A.	Optional Exercise Requirement Formula	General	23	xxxi	32
VII. Calculation SV at development Program Competitions					
A.	All Judges determine the start value	General	23	xxxi	32
B.	It is not mandatory that the judges agree on the SV	General	23	xxxi	32
C.	Steps in Determining the Start Value	General	23	xxxi	32
D.	Examples of determining a start value	General	25	xxxiii	34
Chapter 4					
I. Incomplete Exercise (Optional 6/7/8/9/10)					
A.	Uneven Bar Exercise contains less than five VP	General	26	xxiv	35
B.	Balance Beam or Floor Exercise routine is less than 30sec	General	26	xxiv	35
II. Equipment Failure/Repetition of an exercise					
A.	Stop immediately/request permission from CJ to either repeat or continue	General	26	xxiv	35
B.	Continue to complete the routine	General	26	xxiv	35
III. Inquiries					
A.	The coach is allowed to see the four or two Scores of gymnast	General	27	xxxv	36
B.	If coach has question regarding an exercise during competition	General	27	xxxv	36
C.	Inquiries on Optional routines are limited to question regarding	General	27	xxxv	36
D.	Inquiries must be legibly written on the official inquiry form	General	27	xxxv	36
E.	Video Review	General	27	xxxv	36
F.	Score review at sectional/state qualifying meets and State championship	General	27	xxxv	36
IV. Judge inadvertently misses the exercise					
A.	With a 2 judge panel	General	28	xxxvi	37
B.	With a 4 judge panel	General	28	xxxvi	37
C.	In either case	General	28	xxxvi	37
V. Procedures for falls/injuries resulting in bleeding					
A.	Take steps to stop the bleeding immediately	General	28	xxxvi	37
B.	A Bleeding wound (or any other injury due to a fall)	General	28	xxxvi	37
	does NOT give gymnast right to repeat exercise or resume from where left off	General	28	xxxvi	37
C.	Fall Time Exceeded	General	28	xxxvi	37
D.	If there is blood on any equipment or mats	General	28	xxxvi	37
E.	The coach and gymnast have the to determine	General	28	xxxvi	37



VAULT

Code of Points Index

Section 2 VAULT

Vault Rule Chart

	Page	eBook	pdf
Vault	1	1	38

I. Apparatus Specifications/Rulings

A. Use Gymnastics women's rules and policies (R&P)	Vault	2	2	39
B. Development Program Vault value charts	Vault	2	2	39
C. Use of tape or chalk on table or runway	Vault	2	2	39
D. Vault runway	Vault	2	2	39
E. Hand placement mat	Vault	2	2	39
F. Safety Zone mat	Vault	2	2	39
G. Alternative springboards (trampoline like, junior board, inflatable rebounding	Vault	2	2	39
H. Supplemental matting (sting mat, 4" throw mat, 8" skill cushion	Vault	2	2	39

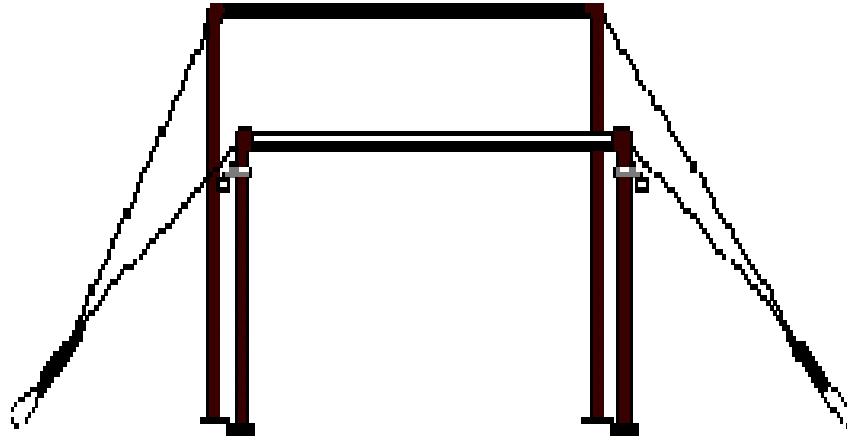
II. General Information

A. Supplemental approaches	Vault	3	3	40
B. Determining the final score for Levels 6/7/8/9/10	Vault	3	3	40
C. Announcement of intended vault and performance of wrong vault	Vault	4	4	41
D. Performance of a vault without a signal from the chief judge	Vault	4	4	41
E. Coaching deductions	Vault	4	4	41
F. Miscellaneous vault rules	Vault	5	5	42
1. Arrival on vault table	Vault	5	5	42
2. All vaults must be performed with support of both hands	Vault	5	5	42
3. All vaults must land with the feet first	Vault	5	5	42
4. Level 10	Vault	5	5	42
5. Level 9	Vault	5	5	42
6. Level 8	Vault	5	5	42
7. Level 6/7 Vault Description	Vault	6	6	43
8. Unknown vault	Vault	6	6	43
9. Restricted Vault	Vault	6	6	43
10. Vault clarifications	Vault	7	7	44
11. Warm up procedures	Vault	7	7	44
12. Timing falls	Vault	7	7	44
Level 6/7 Specific Apparatus Deduction	Vault	8	8	45
General	Vault	8	8	45
First Flight Phase	Vault	8	8	45
Support/Repulsion Phase	Vault	9	9	46
Second Flight Phase	Vault	9	9	46
Landing	Vault	10	10	47
Level 8/9/10 Specific Apparatus Deduction	Vault	11	11	48
General	Vault	11	11	48
First Flight Phase	Vault	11	11	48
Support/Repulsion Phase	Vault	12	12	49
Second Flight Phase				
Clarification - Insufficient/Late opening and Total absence of extension	Vault	13	13	50
Landing	Vault	14	14	51
Squat on landing deduction guideline	Vault	14	14	51
Clarification steps on landing	Vault	15	15	52

Vault Elements

Group 1 Yamashita's - without salto - forward entry handspring	Vault	17	17	54
#1.209 (8.9) - FHS onto board, handspring - 1/1 twist off (new)				
#1.301 (9.8) - Handspring 2/1 twist (change)				
#1.307 (9.7) - 1/1 twist off (change)				
Group 2 Handspring forward - with/out 1/1 turn in entry phase, Salto forward/backward	Vault	20	20	57
#2.301 (9.8) - Handspring - front tuck (change)				
#2.302 (10.0*) - Handspring - Front tuck 1/2 (change)				
#2.304 (9.9) - Handspring - Front pike (change)				
#2.310 (9.9) - FHS onto board, Handspring on front tuck (change)				
#2.311 (10.0*) - FHS onto board handspring on front pike (change)				

	Page	eBook	pdf
Group 3 Tsukahara - Handspring with $\frac{1}{4}$ to $\frac{1}{2}$ turn in entry, Salto forward/backward	Vault 24	24	61
Group 4 Yurchenko- Round off entry Repulsion off	Vault 27	27	64
#4.307 (9.8) - RO, FF on $\frac{1}{2}$ off, front tuck OR (change)			
RO, FF on - Back Tuck $\frac{1}{2}$			
#4.308 (9.9) - RO, FF on -- $\frac{1}{2}$ off, front Pike OR (change)			
RO, FF on -- back Pike $\frac{1}{2}$			
#4.407 (10.0*) - RO, FF on -- $\frac{1}{2}$ off, Front tuck 1/2 (change)			
Group 5 Round off with $\frac{1}{2}$ or 1/1 turn in entry, handspring or salto forward/backward	Vault 30	30	67
#5.102 (9.1) - RO, FF 1/2 on -- Handspring 1/2 off (new)			
#5.107 (9.2) - RO, FF 1/1 on -- Handspring 1/2 off (new)			
#5.312 (9.9) - RO, FF 1/2 on -- 2/1 twist off (new)			



Bars

Code of
Points Index

Section 3 Uneven Bars
Chapter 1 Rule Chart

Page eBook pdf
Bars 1 35 72

I. Apparatus Specifications/Rules

A. USA gymnasts women's Rules and Policies (R&P)	Bars	2	36	73
B. Supplemental matting (sting mat, 4" throw mat, 8" skill cushion)	Bars	2	36	73
C. Matting regulations for mounts	Bars	2	36	73

II. Attire Regulations

A. Hips or Heel padding NOT allowed	Bars	2	36	73
B. Bandages, hand/wrist guards and such are allowed:	Bars	2	36	37

III. Timing Regulations

A. Warm up regulations	Bars	2	36	73
B. Specific meet formats allow touch warm up	Bars	2	36	73
C. Timing of Fall	Bars	3	37	74

IV. Bar Fall Regulations

A. May chalk up and adjust grips during the fall time	Bars	3	37	74
B. Coach may speak to gymnast	Bars	3	37	74
C. Gymnast falls and does NOT re-mount to finish with a dismount element	Bars	3	37	74
D. After Fall	Bars	3	37	74

V. Spotting Regulation

A. Coach assists/spots gymnast during an element	Bars	4	38	75
B. Coach spots gymnast upon landing the dismount	Bars	4	38	75
C. Coach inadvertently contacts gymnast without assisting	Bars	4	38	75
D. Coach catches a falling gymnast	Bars	4	38	75
E. Raised surface for spotting release moves	Bars	4	38	75
F. Coach may step "between" (inside) bars to spot an element	Bars	4	38	75
G. NO penalty for coach leaning on bars while spotting (without touching gymnast)	Bars	4	38	75

VI. Mount and Dismount Regulations

A. Mounts	Bars	5	39	76
B. Dismounts	Bars	6	40	77

VII. Recognition (counting) of value Parts (VP)

A. Any uneven bar element may receive VP credit two times	Bars	7	41	78
B. Elements will be considered Different for counting VPs in the following instances:	Bars	7	41	78
C. Elements listed under the same number will be considered same	Bars	8	42	79
D. Swing forward or backward to Handstand phase (within 20 vertical) considered same	Bars	9	43	80
E. Two "A" elements are award for cast to squat/stoop/straddle on the LB	Bars	9	43	80
F. Awarding value part Credit-Release element and Fall	Bars	9	43	80
G. Awarding value part credit - Dismount element and fall	Bars	9	43	80
H. Required technique for the recognition of value parts	Bars	10	44	81
1. Evaluating the angle of the body	Bars	10	44	81
4. Casts to Handstand (HS)	Bars	10	44	81
5. Uprises to handstand (HS) (#2.303)	Bars	11	45	82
6. Elements with flight arriving in support on LB (NOT in HS) #2.205, #3.203, #3.303, #4.204, #4.304, #5.303	Bars	11	45	82
7. Elements with flight arriving in HS on LB	Bars	11	45	82
8. Circles to handstand and circle swings to handstand	Bars	12	46	83
9. Backward, forward, and L grip giants	Bars	12	46	83
10. Casts, uprisers, circle elements performed with ½ turn upswing descend same side bar	Bars	13	47	84
11. Elements with hop grip change to HS	Bars	13	47	84
12. Twisting Salto dismounts	Bars	14	48	85

	Page	eBook	pdf
I. Specific Element Technique Clarification	Bars 15	49	86
1. #1.414 Mount "D"	Bars 15	49	86
2. #4.202 Giant Circle backward "B"	Bars 15	49	86
3. #4.102 Giant circle backward and forward "A"	Bars 15	49	86
4. Large release	Bars 15	49	86
#5.405 Giant circle forward (Jaeger) "D"	Bars 15	49	86
#4.407 Giant circle backward (Deltchev) "D"	Bars 15	49	86
#4.407 Giant circle backward (Gienger) "D"	Bars 15	49	86
5. Circle with release from LB to HB and counter movement forward in flight	Bars 15	49	86
#3.301 LB - Clear underswing "C"	Bars 15	49	86
#6.305 LB Stalder Backward (Ray) "C"	Bars 15	49	86
#7.310 LB - Sole circle backward piked "C"	Bars 15	49	86
#7.313 LB - Clear pike circle backward "C"	Bars 15	49	86
6. #2.205 Counterswing backward in straddle "B"	Bars 15	49	86
#5.303 HS on HB "C"	Bars 15	49	86
7. #3.203 ("B") #3.303 ("C") (clear hip circle forward	Bars 16	50	87
#4.204 ("B") #4.304 ("C") Long swing (bail)	Bars 16	50	87
8. #3.207 Weiler kip circle "B"	Bars 16	50	87
#3.407 Weiler in handstand "D"	Bars 16	50	87
9. #4.406 Pak salto form HB hang "D"	Bars 16	50	87
10. #6.204 Stalder circle backward to clear support ("B")	Bars 16	50	87
#7.209 Pike sole circle backward to clear support ("B")	Bars 16	50	87
11. #8.505 Double salto backward stretched (Double layout flyaway ("E"))	Bars 16	50	87
12. #8.103 Flyaway dismounts ("A")	Bars 16	50	87
13. #3.401 LB Clear hip circle through HS with flight to hang on HB (Shaposhnikova) ("D")	Bars 16	50	87
#6.405 LB Stalder backward through HS with flight to hang on HB ("D")	Bars 16	50	87
#7.410 LB Pike sole circle backward through HS with flight to hang on HB (Maloney)("D")	Bars 16	50	87
14. Acceptable techniques for the entrance to Group 6 (Stalder) and 7 (sole circle)	Bars 17	51	88
J. Description of various hand grip positions	Bars 17	51	88
1. Overgrip, or regular grip	Bars 17	51	88
2. Undergrip, or reverse grip	Bars 17	51	88
3. Mixed grip	Bars 17	51	88
4. L grip (Eagle, Twist, Cubital, or Dorsal grip)	Bars 17	51	88
5. Mixed L grip	Bars 18	52	89
6. Slip-grip	Bars 18	52	89
7. Cross hand grip	Bars 18	52	89
K. Descriptions of Various Turns IN/AFTER Handstand			
1. Blind change	Bars 18	52	89
2. Pirouette, or forward pirouette	Bars 18	52	89
3. Higgins roll	Bars 18	52	89
4. 360° turn on one arm to Lgrip or mixed L grip (Healy technique)	Bars 18	52	89

Chapter 2

I. Content UB exercise should be composed of elements form different groups

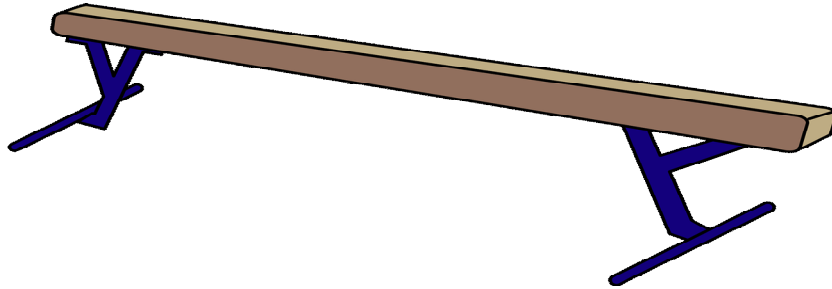
A. Mount/Dismount elements	Bars 19	53	90
B. Kips (mount or in exercise)	Bars 19	53	90
C. Casts/Counter swings	Bars 19	53	90
D. Underswings/clear hip circles	Bars 19	53	90
E. Giant swings/circles backward	Bars 19	53	90
F. Giant swings/circles forward	Bars 19	53	90
G. Stalder circles	Bars 19	53	90
H. Pike circle swings/Hecht's	Bars 19	53	90

II. Special Requirements (SR) and Difficulty restrictions

A. Level 10 uneven bars special requirements & Difficulty	Bars 20	54	91
B. Level 9 uneven bars special requirements & Difficulty	Bars 21	55	92
C. Level 8 uneven bars special requirements & Difficulty	Bars 22	56	93
D. Level 7 uneven bars special requirements & Difficulty	Bars 25	59	96
E. Level 6 uneven bars special requirements & Difficulty	Bars 27	61	98

	Page	eBook	pdf
III. Specific compositional Deductions	29	63	100
Bars Compositional Deductions Appendix 15 pg 5	Appendix 15	312	349
I. Chief Judge deduction	Bars 30	64	101
II. Execution and Amplitude Deductions	Bars 30	64	101
Small Faults	Bars 30	64	101
Medium Faults	Bars 31	65	102
Large Faults	Bars 31	65	102
Very Large Faults	Bars 32	66	103
III. Specific execution deductions	Bars 32	66	103
A. Amplitude of casts and swings	Bars 33	67	104
B. Insufficient angle of arrival on flights to Handstand on low bar	Bars 34	67	104
C. Amplitude/angle of completion of circling elements	Bars 34	68	105
D. Angle of body at turn completion	Bars 36	70	107
I. Connection value (CV) bonus			
A. Achieved through unique and difficult combinations	Bars 38	72	109
B. Only elements listed in Dev COP may be used: Must meet criteria for CV Bonus	Bars 38	72	109
C. To receive connection value (CV) Bonus	Bars 38	72	109
D. Only elements that receive value part credit can be use for CV bonus	Bars 38	72	109
E. Value parts may be placed in any order within the connection	Bars 38	72	109
F. Exact same connection may be used only one time for CV bonus	Bars 38	72	109
G. "D/E" element is performed within a connection	Bars 38	72	109
H. "E" element may replace "D" element in connection, but connection will receive same bonus	Bars 38	72	109
I. With the connection of three or more element	Bars 38	72	109
J. Connections may be awarded +.10 or +.20 bonus	Bars 39	73	110
K. Connections will be awarded connection value (CV) bonus	Bars 39	73	110
L. Maximum awarded for connection value (CV) bonus	Bars 39	73	110
II. Principles for awarding connection value (CV) bonus			
A. Level 10 - Direct connections of at least two element	Bars 40	74	111
B. Level 10 - Direst connections of at least three elements	Bars 43	77	114
C. Level 9 - Direct connections of at least two elements	Bars 44	78	115
D. Level 9 - Direct connections of at least three elements	Bars 46	80	117
E. Clarifications on direct connections	Bars 47	81	118
III. "D/E" Bonus - Level 9 and 10			
A. "D" or "E" elements may replace	Bars 48	82	119
B. "D/E" bonus awarded when elements are performed successfully	Bars 48	82	119
C. "D/E" bonus for level 9	Bars 48	82	119
D. "D/E" bonus for level 10	Bars 48	82	119
VI. Additional Bonus +.10 - Level 10 Only			
A. Eligible to earn bonus points	Bars 48	82	119
B. Additional Bonus - Not included in start value	Bars 48	82	119
VII. Bonus Restrictions			
A. Falls or spot	Bars 49	83	120
B. Extra swing occurs between "C" or "D" or "E" elements	Bars 49	83	120
C. Repeated "D" or "E" element	Bars 49	83	120
D. Exact same connection repeated - CV bonus not awarded	Bars 49	83	120
E. Total bonus credit possible	Bars 49	83	120

	Page	eBook	pdf
Uneven Bar Elements			
Group 1 Mounts	Bars 51	84	122
Group 2 Casts/Counterswings	Bars 59	93	130
Group 3 Underswings/Clear hip Circles	Bars 64	98	135
#3.405 - "D" - Clear hip circle to HS with 1/2 turn to reverse, L or Mixed L grip (change)			
#3.505 - "E" - Clear hip circle to HS w/1/1 turn in HS phase to regular grip (Ma) (change)			
Group 4 Giant Swings Backward	Bars 69	103	140
Group 5 Giant Swings/Circles Forward	Bars 74	108	145
Group 6 Stalder Circles	Bars 78	112	149
#6.404 - "D" - Back stalder to HS with 1/2 turn to reverse L or mixed L grip (change)			
#6.504 - "E" - Stalder backward to HS w/1/1 turn in HS phase (change)			
Group 7 Circle Swings/Hecht's	Bars 82	116	153
#7.409 - "D" - Pike sole circle backward to HS with 1/2 turn to reverse L or mixed L grip (change)			
#7.509 - "E" - Pike sole circle backward to HS w/1/1 turn in HS phase (Maloney) (change)			
Group 8 Dismounts	Bars 91	125	162



Beam

Code of

Points Index

Section 4 Balance Beam
Chapter 1 Rule Chart

Page eBook pdf
 Beam 1 133 170

I. Apparatus specifications/ruling

A. USA gymnastics women's rules and policies (R&O)	Beam	2	134	171
B. Chalk markings	Beam	2	134	171
C. Supplemental matting (sting mat, 4" throw mat, 8" skill cushion)	Beam	2	134	171
D. Matting regulations for mounts	Beam	2	134	171

II. Timing regulations

A. Warm-up Time	Beam	2	134	171
B. Timing of the exercise L 6/7/8/9/10	Beam	2	134	171
C. Timing of Falls	Beam	3	135	172

III. Spotting Regulations

A. Coach assists/spots gymnast during element	Beam	4	136	173
B. Coach contacts gymnast without assisting	Beam	4	136	173
C. Coach spots gymnast upon landing dismount	Beam	4	136	173
D. Coach catches falling gymnast	Beam	4	136	173
E. Coach may approach beam to spot a particular element	Beam	4	136	173
F. Raised surface for spotting	Beam	4	136	173

IV. Mount and Dismount Regulations


A. Mounts	Beam	5	137	174
B. Dismounts	Beam	5	137	174

V. Recognition (counting) of Value Parts

A. Any BB element may receive VP credit two times provided	Beam	6	138	175
B. Elements will be considered different for counting VP in the following instances	Beam	8	140	177
C. Elements listed under same number will be considered same	Beam	9	141	178
D. Consideration for awarding value part credit when a fall occurs	Beam	9	141	178
E. Required technique for recognition of value parts	Beam	10	142	179
3. Turns (of 360° or more) on 1 foot and leaps/jumps/hops	Beam	10	142	179
4. Jumps/leaps/hops with less than 360° turn	Beam	10	142	179
5. Two second hold requirement	Beam	11	143	180
6. Leaps/jumps	Beam	11	143	180
7. Flight elements	Beam	11	143	180
8. Salto dismounts	Beam	11	143	180
F. Specific element technique clarifications	Beam	12	144	181
1. Any jump, press, or swing to handstand mount	Beam	12	144	181
2. #2.110 - Tuck jump ("A")	Beam	12	144	181
3. #2.111 - Wolf Hop ("A") or Wolf Jump ("A")	Beam	12	144	181
4. #2.201 - Split Jump ("B") vs. #2.107 - Sissonne ("A")	Beam	12	144	181
5. #2.202 - Straddle Pike jump ("B") or	Beam	12	144	181
#2.302 - Side split jump, also with ¼ turn ("C")	Beam	12	144	181
6. #2.206 - Pike jump in cross position ("B") or	Beam	13	145	182
#2.306 - Pike jump in side position ("C")	Beam	13	145	182
7. #2.305 - Split leap with leg change (switch leg Leap) ("C")	Beam	13	145	182
8. #2.307 - Ring ("C") and #2.307 - Stag ring leap/jump ("C")	Beam	13	145	182
9. #2.405 - Switch leg leap with ¼ turn (switch side leap) ("D")	Beam	14	146	183
10. #2.407 - Sheep Jump ("D")	Beam	14	146	183
11. #3.303 - 1/1 turn - heel of free leg forward at/above hoiz throughout turn ("C")	Beam	14	146	183
12. #3.206 - Turns in tuck stand	Beam	15	147	184
13. #5.306 - Reverse Planche ("C")	Beam	15	147	184
14. #7.310 - Flic Flac with ¼ turn side handstand ("C")	Beam	15	147	184
#7.510 - Flic flac with ¾ turn side handstand ("E")	Beam	15	147	184
15. #7.312 - Tucked Chen Flic ("C")	Beam	15	147	184
16. #7.503 - Aerial cartwheel to scale (Peko) ("E")	Beam	15	147	184
17. #8.402 - Side Salto Tuck/Pike 1-leg take off forward/sideward to side stand ("D")	Beam	15	147	184
18. #8.504 - Salto backward stretched with legs together ("E")	Beam	15	147	184
19. #9.209 ("B") #9.309 ("C") #9.409 ("D") #9.509 ("E") Gainer salto backward dsmts off	Beam	15	147	184

	Page	eBook	pdf
Chapter 2			
I. Content			
A. Exercise composed from different groups	Beam 16	148	185
B. Harmonious changes between	Beam 16	148	185
C. Use of entire beam with	Beam 16	148	185
II. Special requirement and restrictions			
A. Level 8/9/10 Balance beam special requirement	Beam 16	148	185
B. Level 7 Balance Beam special requirements	Beam 18	150	187
C. Level 6 Special Requirements	Beam 21	153	190
D. Allowable Difficulty	Beam 23	155	192
III. Clarifications regarding series			
A. Acro or Dance Series - continuous connection between elements	Beam 24	156	193
B. Some acro elements are inherently "non-connectable"	Beam 25	157	194
C. Repetition of failed series	Beam 25	157	194
IV. Specific compositional deductions - Level 8/9/10			
A. Lack of variety in choice of acro element	Beam 26	158	195
B. Lack of variety in choice of dance element	Beam 26	158	195
C. Choice of acro not up to the competitive level (<i>see appendix</i>)	Beam 26	158	195
D. Choice of dance not up to the competitive level (<i>see appendix</i>)	Beam 26	158	195
E. Choice of dismount not up to the competitive level (<i>see appendix</i>)	Beam 26	158	195
F. Lack of Dance series with a minimum of two dance elements	Beam 26	158	195
G. Insufficient use of entire beam apparatus	Beam 26	158	195
Chapter 3			
Execution and Artistry			
I. Chief judge deductions	Beam 27	159	196
II. Execution and Amplitude Deductions	Beam 27	159	196
Small Faults	Beam 27	159	196
Medium Faults	Beam 28	160	197
Large Faults	Beam 29	161	198
Very Large Faults	Beam 29	161	198
Minimum score of 1.00 when routine score is equal/less than 1 point	Beam 30	162	199
III. Specific Execution Deductions			
IV. Insufficient artistry through the exercise	Beam 30	162	199
Chapter 4			
I. Connection Value Bonus	Beam 31	163	200
A. Achieved through unique and difficult combinations	Beam 31	163	200
B. Only dance elements that are list in Dev COP may be used	Beam 31	163	200
C. Only acro elements with flight that are listed in the Dev COP may be used	Beam 31	163	200
D. All elements must be directly connected to receive CV Bonus	Beam 31	163	200
E. Only elements that receive value part credit may be used for CV Bonus	Beam 31	163	200
F. VP may be placed in any order within a connection, unless specified	Beam 31	163	200
G. Exact same connection may be used only one time for CV bonus	Beam 31	163	200
H. "D/E" element performed within a connection	Beam 31	163	200
I. With connection of three or more elements	Beam 31	163	200
J. Connections may be awarded either +.10 or +.20 Bonus	Beam 31	163	200
K. Connections will be awarded CV bonus	Beam 31	163	200
L. Max awarded for CV bonus	Beam 31	163	200

	Page	eBook	pdf
II. Principles for Awarding Connection Value Bonus			
A. Connections - Two acro flight including one "C" salto (excluding dismt)(Mounts count)	Beam 32	164	201
B. Connection - Two Acro flight elements (excluding dismount)	Beam 32	164	201
C. Connections - at least Three acro flight elements	Beam 34	166	203
D. Connections - two dance/mixed/turn elements	Beam 35	167	204
E. Connections - three or more elements	Beam 37	169	206
III. Level 10 - "D/E" Bonus - Level 9 and 10			
A. "D/E" Elements may replace	Beam 39	171	208
B. "D/E" Bonus awarded	Beam 39	171	208
C. "D.E" bonus for level 9	Beam 39	171	208
D. "D/E" bonus for level 10	Beam 39	171	208
IV. Additional Bonus +.10 - Level 10 Only			
A. Eligible to earn bonus points	Beam 40	172	209
D. Additional bonus - NOT included in start value	Beam 40	172	209
V. Bonus Restrictions			
A. Falls or Spot	Beam 41	173	210
B. Repeated "D/E"	Beam 41	173	210
C. Exact same connection repeated, CV bonus not awarded	Beam 41	173	210
D. Level 9 - Total Bonus credit possible	Beam 41	173	210
E. Level 10 - Total bonus credit possible	Beam 41	173	210
F. Level 6/7/8 NOT eligible for connection value (CV) bonus	Beam 41	173	210
Balance Beam Elements			
Group 1 Mounts	Beam 43	175	212
Group 2 Leaps/Jumps/Hops	Beam 53	185	222
Group 3 Turns	Beam 62	194	231
#3.309 ("C") - turn with hand holding leg up in 180° split throughout turn (new)			
#3.409 ("D") - 1½ Turn with hand holding leg upward in 180° split throughout (new)			
#3.509 ("E") - 2/1 Turn with hand holding leg upward 180° split throughout (new)			
#5.208 ("B") - Jump to cross or side Handstand from 1 foot(dive) or 2 feet Jump (2sec)			
Deleted from COP - 3.106, 3.206 2nd illustration, 3.306 Last illustration - All turns in knee scale			
Deleted from COP - 3.209, 3.309 - 1/1 turn with hand holding leg at Horizontal or at 45° above			
Group 4 Waves	Beam 66	198	235
Group 5 Holds/Stands	Beam 68	200	237
Group 6 Rolls	Beam 73	205	242
Group 7 Walkover/Cartwheels/Etc.	Beam 76	208	245
#7.103 ("A") - All cartwheel variations listed are considered different elemnts. (word change)			
#7.203 ("B") - Cartwheels with flight before or after hand support and round off are considered different elemnt			
#7.503 ("E") - Aerial roundoff landing both legs, also from stand on one leg swing free leg through backward (change)			
#7.510 ("E") - Flic flac with ¾ twist to side HS (NO hold required)			
Flic Flac with ¼ twist to side HS to immediate 1/1 pirouette lower to front support or optional end position (change)			
#7.512 ("E") - Flic flac 1/1 twist swing down to cross straddle sit (change)			



Floor Code of Points Index

	Page	eBook	pdf
Section 5 Floor Exercise			
Chapter 1 Rule Chart	Floor 1	229	266
I. Apparatus specification/rulings			
A. USA gymnastics women's Rules and Policies (R&P)	Floor 2	230	267
B. Allowed up to two manufactured mats	Floor 2	230	267
C. Supplemental matting (sting mat, 4" throw mat, 8" skill cushion)	Floor 2	230	267
II. Timing Regulations			
A. Timed and touch warm up procedures	Floor 2	230	267
B. Timing of the exercise	Floor 2	230	267
C. Short exercise; less than 30 seconds (either complete or incomplete)	Floor 3	231	268
III. Music Regulations			
A. Musical accompaniment	Floor 3	231	268
B. Procedures for music failure (Technical failure)	Floor 3	231	268
C. Music must be recorded digitally	Floor 3	231	268
IV. Line Violations (Out of Bounds)			
A. Touch outside boundary area	Floor 4	232	269
B. Neutral deduction	Floor 4	232	269
C. Falls - Out of bounds	Floor 4	232	269
D. Element landing - Out of bounds	Floor 4	232	269
E. Line judges present	Floor 4	232	269
F. NO line judges present	Floor 4	232	269
G. Line violations notification	Floor 4	232	269
V. Coach on the Floor Mat/Spotting Regulations (Level 6/7/8/9/10)			
A. NO deduction - coach on FX area	Floor 4	232	269
B. Coach of FX area (without assisting gymnast)	Floor 4	232	269
C. Coach of FX area (assist gymnast during element)	Floor 5	233	270
D. Coach of FX area (assists gymnast on landing of element)	Floor 5	233	270
E. Coach/teammate touches/pushes gymnast to stop momentum running/falling out bound	Floor 5	233	270
F. Stand around floor exercise area to cheer	Floor 5	233	270
VI. Recognition (counting) of Value Parts			
A. Any FX element may receive VP credit two times provided	Floor 6	234	271
B. Elements will be considered different for counting VP's	Floor 7	235	272
C. Elements listed under the same number will be considered the Same	Floor 8	236	273
D. Considerations awarding value part credit when a fall occurs	Floor 8	236	273
E. Required technique for recognition of value parts	Floor 9	237	274
3. Split leap/Split Jumps	Floor 9	237	274
4. Twisting Saltos - Incomplete LA (Long Axis) Turn	Floor 9	237	274
5. Turning leaps/jumps/hops and turns on one foot with 360° turn or more	Floor 9	237	274
6. Leaps/jumps/hops with ½ turn	Floor 9	237	274
F. Specific element technique clarifications	Floor 10	238	275
1. #1.101 Split jump ("A") vs. #1.110 Sissonne ("A")	Floor 10	238	275
2. #1.204 Split Leap forward with leg change (Switch leg leap) ("B")	Floor 10	238	275
3. #1.208 Schushunova ("B")	Floor 10	238	275
4. #1.210 Ring or Stag-Ring leap/Jump ("B")	Floor 10	238	275
5. #1.305 Switch leg leap with ¼ Turn (Switch side leap)("C")	Floor 11	239	276
6. #1.309 Tour Jete with ½ turn ("C")	Floor 11	239	276
#1.404 Switch leg leap with 1/1 turn ("D")	Floor 11	239	276
7. #1.307 Straddle pike jump with 1/1 turn (Popa)("C")	Floor 11	239	276
8. #1.308 Jump with 1/1 turn - Side split jump, landing in front lying support (Prone)	Floor 11	239	276
9. #1.311 Switch Ring leap ("C")	Floor 12	240	277
10. #2.202 1/1 turn with free leg at or above horizontal from start to end of turn ("B")	Floor 12	240	277
11. #2.208 1/1 turn with free leg held upward at a 180° split position ("B")	Floor 12	240	277
12. Saltos forward (Group 6) in Direct connection	Floor 12	240	277

	Page	eBook	pdf
Chapter 2			
I. Content			
A. Exercise composed form Different Group	Floor 13	241	278
B. Harmonious changes between	Floor 13	241	278
C. Use of the entire floor	Floor 13	241	278
II. Special requirements (SR) and Restrictions (.50)			
A. Level 8/9/10 Floor exercise special requirements	Floor 13	241	278
B. Level 7 floor exercise special requirements	Floor 19	247	230
C. Level 6 Floor exercise special requirements	Floor 21	249	282
D. Allowable Difficulty	Floor 22	250	287
Guideline for restrictions	Floor 22	250	287
III. Clarification regarding Acro Passes			
A. Clarification regarding acro pass(es) and dance passages	Floor 23	251	288
B. Acro element between dance elements - dance passage	Floor 23	251	288
IV. Specific Compositional Deductions (Level 8/9/10)			
A. Insufficient use of Floor exercise	Floor 24	252	289
B. Lack of variety in choice of acrobatic elements	Floor 24	252	289
C. Lack of variety in choice of dance elements	Floor 24	252	289
D. Choice of dance elements - not up to competitive level (see Appendix)	Floor 24	252	289
E. Choice of acro saltos - not up to competitive level (see Appendix)	Floor 24	252	289
F. Value of salto performed as last salto or within last acro connection-Not up to competitive	Floor 24	252	289
G. Lack of specific salto VP within the exercise	Floor 24	252	289
Chapter 3			
I. Chief judge deductions	Floor 25	253	290
II. Execution and Amplitude Deductions	Floor 25	253	290
Small Faults	Floor 25	253	290
Medium Faults	Floor 26	254	291
Large Faults	Floor 26	254	291
Very Large Faults	Floor 27	254	291
III. Specific Execution Deductions	Floor 28	256	293
A. Clarification on landings- isolated acro element/last element in acro pass	Floor 28	256	293
B. Minimum score of 1.00	Floor 28	256	293
IV. Insufficient artistry throughout the exercise	Floor 28	256	293
Chapter 4			
I. Connection Value Bonus			
A. Achieved through unique and difficult combinations	Floor 29	257	294
B. Only dance elements	Floor 29	257	294
C. Only acrobatic elements with flight and without hand support (saltos and aerials)	Floor 29	257	294
D. Acrobatic connections may be direct/indirect	Floor 29	257	294
E. Only elements that receive VP credit	Floor 29	257	294
F. VP may be placed in any order	Floor 29	257	294
G. Exact same connection may be used only one time for CV	Floor 29	257	294
H. "D/E" element performed within a connection	Floor 29	257	294
I. with the connection of three or more elements	Floor 29	257	294
J. Connections may be awarded either +.10 or .20 bonus	Floor 29	257	294
K. Connections will be awarded CV bonus	Floor 29	257	294
L. Maximum awarded for CV bonus	Floor 29	257	294

	Page	eBook	pdf
II. Principles for Awarding Connection Value Bonus			
A. Indirect acro connections Two or more saltos/Aerials (Acro without hand support)	Floor 30	258	295
B. Direct connection - two or more saltos/aerials (Acro without hand support)	Floor 33	261	298
C. Direct connection - Two dance or two dance/acro (or reversed)	Floor 36	264	301
D. Connections of three or more elements	Floor 38	266	303
III. "D/E" Bonus Level 9 and 10 only			
A. "D/E" elements may replace	Floor 40	268	305
B. "D/E" bonus awarded	Floor 40	268	305
C. "D/E" bonus for level 9	Floor 40	268	305
D. "D/E" bonus for level 10	Floor 40	268	305
IV. Additional Bonus +.10 - Level 10 only			
A. Eligible to earn bonus points	Floor 40	268	305
B. Additional bonus - not included in SV	Floor 40	268	305
V. Bonus Restrictions			
A. Fall or spot	Floor 41	269	306
B. Repeated "D/E" element	Floor 41	269	306
C. Exact same connection repeated, CV bonus not awarded	Floor 41	269	306
D. Level 9 & 10 Total bonus credit possible	Floor 41	269	306
Floor Exercise Elements			
Group 1 Leaps/Jumps/Hops	Floor 43	270	307
Group 2 Turns	Floor 53	280	316
Group 3 Handstands	Floor 55	282	319
Group 4 Rolls	Floor 56	283	320
Group 5 Walkovers/Cartwheel/Etc.	Floor 57	284	321
Group 6 Saltos Forward	Floor 61	288	325
Group 7 Saltos Sideward/Arabians	Floor 62	289	326
Group 8 Saltos Backward	Floor 63	290	327