

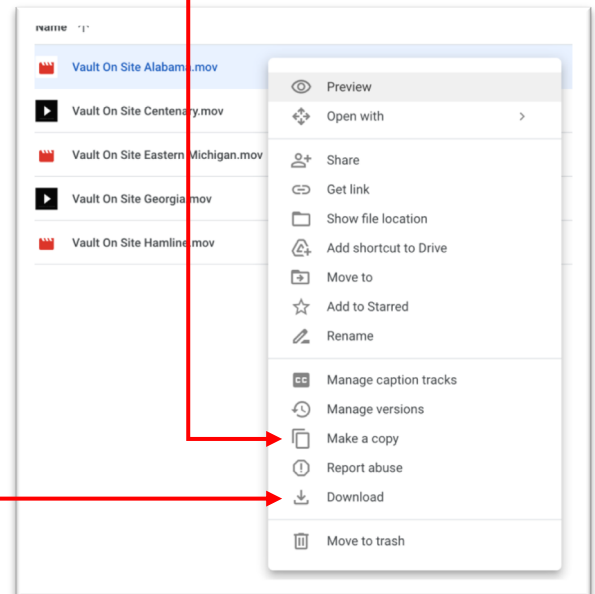
How to Access Individual Video Clips for On-Site Review 2023

The On-Site review routines are available on the [NAWGJ website](#). All 20 clips are included on one video for each event. If you are judging in an arena with a weak internet connection, the large file may take a long time to open. Therefore, you can download small, individual clips prior to the meet from the NAWGJ google drive so you can watch them **off-line**. Download instructions are below.

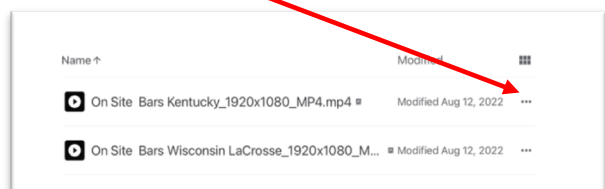
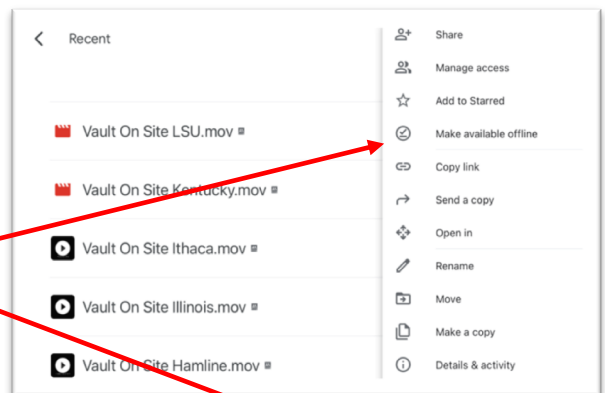
Copy to your own Google Drive if you have one. Click [here](#) to go to the NAWGJ google file. **When copying from our google file, please do not use the drag and drop function to transfer them to your own drive.** If you drag the original, it will no longer be available for other users. If you want to move a copy to your own drive, select “Make a Copy” from the pull-down menu (right click on the name of the video you want) and then drag the COPY of the video you made to your own drive.

Download Directly To Your Device. Click [here](#) to go to the Google drive. Download the individual clips you want and save them to your own device. To download:

1. Click on the name of a video to download
2. Right click and a pull-down menu will pop up
3. Scroll down and select “Download”
4. if you get a message that says the file is too large for google to scan for security, ignore the warning and click ok (we are a trusted source).
5. The video will download to your device (find it in your downloads folder)
6. Save (or transfer) the file to the device you will take with you to the meet (Ipad, phone, laptop). Play it the same way you play other videos on your device.



Make videos in your Google Drive available offline. This is the most reliable method to use if you are in a weak internet environment, e.g., meeting rooms in arenas. In your drive, right click on the video you want and select “Make available offline” in the pull-down menu (or look for the three dots to the far right of the video, click to open, and the pull-down menu will appear). Repeat this process for each clip you want. Clips that are off-line do not require internet access to view and you should have no trouble playing them during the judge’s meeting.



Caution: After you select “Make available offline,” wait until the entire video has downloaded before closing your device. If you don’t wait, the video won’t be viewable when you try to open it later. In the example to the right, the vault clip is completely downloaded and available to watch offline. Bars is still downloading. Wait until the blue line is all the way to the right and the title appears in the lower section.

